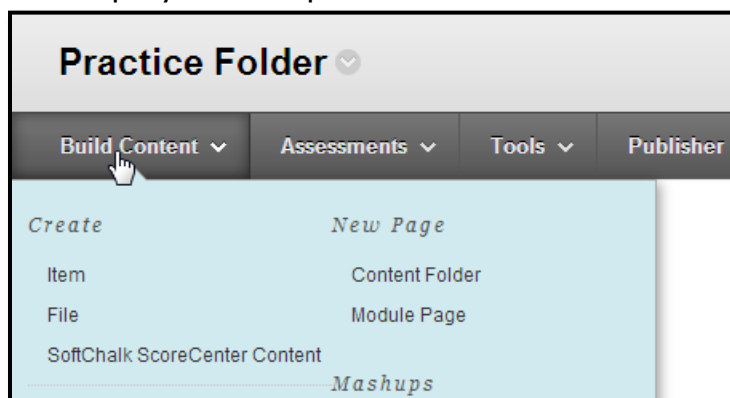

Blackboard for Employees

YouTube

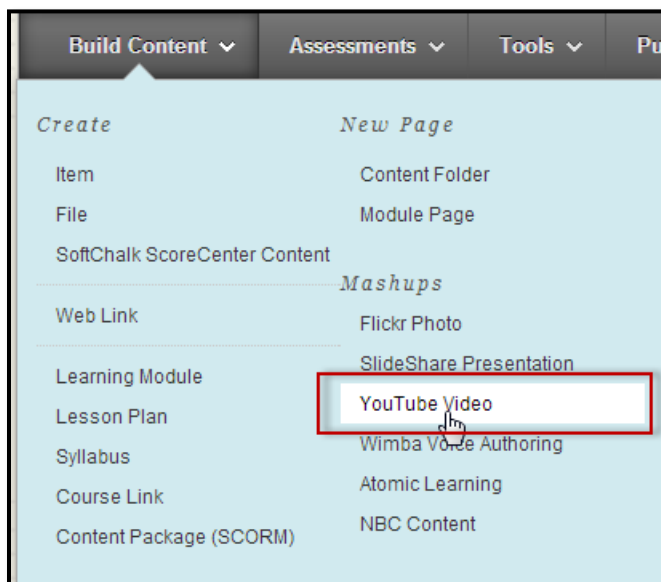
This document describes how to include YouTube videos in a Blackboard course utilizing the Mashup tool.

Instructions

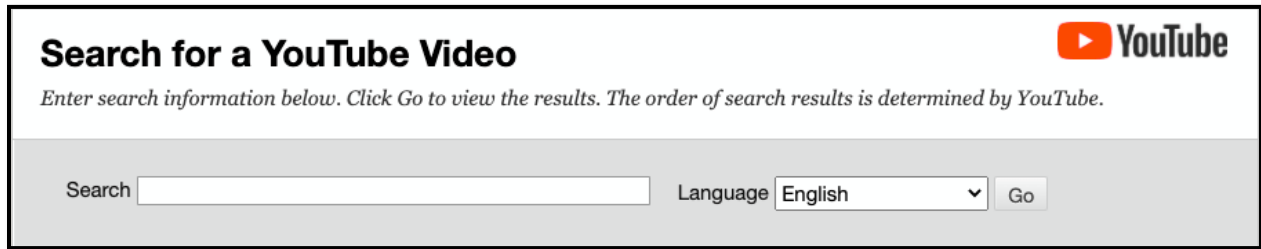
1. Find the content area where you want to insert the YouTube video and hover over **Build Content** to display the drop-down menu.



2. In the drop-down menu, choose **YouTube Video**.

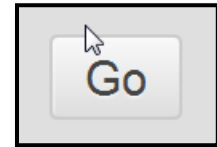


3. Enter the terms you want to search within YouTube.



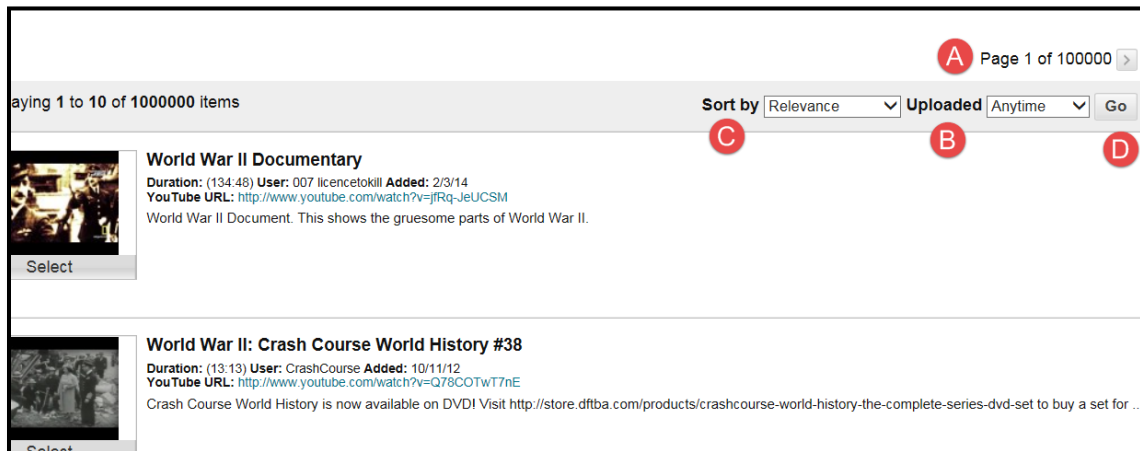
4. Choose how specific you want to search within YouTube. Also, choose which language of preference.

5. Click on **Go**.



6. A list of YouTube videos now appears and you have a host of options. Remember to press **Go** in order to modify your search.

- a. To scroll through pages of videos, click here.
- b. To sort by date uploaded, modify this setting.
- c. To sort differently, modify this setting.
- d. Once you have made your selection, click **Go**.



7. Once you've found the video to be used, click on **Select**.




Battle of Crete 1941 - World War II DOCUMENTARY
Duration: (23:52) User: n/a Added: 9/13/20
YouTube URL: <http://www.youtube.com/watch?v=K7F17JyAIMs>
Kings and Generals animated historical documentary series on the Battle of Greece continues a video on the Battle of Crete during World War II, as Germany, ...

Select

8. A new set of options appear; below is a description. Note: All these are optional.
- To preview the video, click the preview button.
 - Here you can modify the name within your course.
 - Insert a description here for students.
 - To choose another video and go back to the previous screen, click the Back button.

* Indicates a required field.

ADD YOUTUBE CONTENT TO COURSE










Name
Battle of Crete 1941 - World War II DOCUMENTA













Color of Name Black
















Duration: (23:52)
User: n/a - Added: 9/13/20
YouTube URL: <http://www.youtube.com/watch?v=K7F17JyAIMs>

Description

For the toolbar, press ALT+F10 (PC) or ALT+FN+F10 (Mac).

B I U  Paragraph Arial 14px      

C

P 0 WORDS POWERED BY TINY

Click **Submit** to proceed.

D Back **A** Preview **Submit**

- e. You may want to change the **View** settings. **Embed Video** allows the student to view the video within the content area and allows students to stay in the course instead of being taken out of the course and to the YouTube website.
- f. If you want the students to fill out a worksheet or rubric that you created, click here to upload the file.
- g. These settings are also optional and can be left default and deal with viewing the video. Most professors leave these settings alone.

MASHUP OPTIONS

Show YouTube URL creates a link to the YouTube web site enabling students to browse videos. *Show YouTube information* displays length of video, name of creator and the date video was added.

E View

Thumbnail will show as full size when the **View Link** is clicked. **Embed Video** will show the video player directly in the page.

Show YouTube URL
 Yes No

Show YouTube information
 Yes No

ATTACHMENTS

Files can be attached here. Click **Browse** to select the file to attach and specify a name for the link to this file.

F Attach local file

STANDARD OPTIONS

G Permit Users to View this Content
 Yes No

Track Number of Views
 Yes No

Select Date and Time Restrictions

Display After

Enter dates as mm/dd/yyyy. Time may be entered in any increment.

Display Until

Enter dates as mm/dd/yyyy. Time may be entered in any increment.

9. When ready to finalize changes, click on **Submit**.





10. The YouTube video is now in your content area.

Success: Battle of Crete 1941 - World War II DOCUMENTARY Added

Course Content

Build Content ▾ Assessments ▾ Tools ▾ Partner Content ▾

 Battle of Crete 1941 - World War II DOCUMENTARY



Battle of Crete 1941 - World War II DOCUMENTARY

User: n/a - Added: 9/13/20