
Turnitin for Students

Submitting a Turnitin Assignment

This document describes how to submit a Turnitin assignment through a Blackboard course site.

Instructions

1. Access the Turnitin assignment in the location your instructor has designated. You will recognize the Turnitin assignment by the icon below.



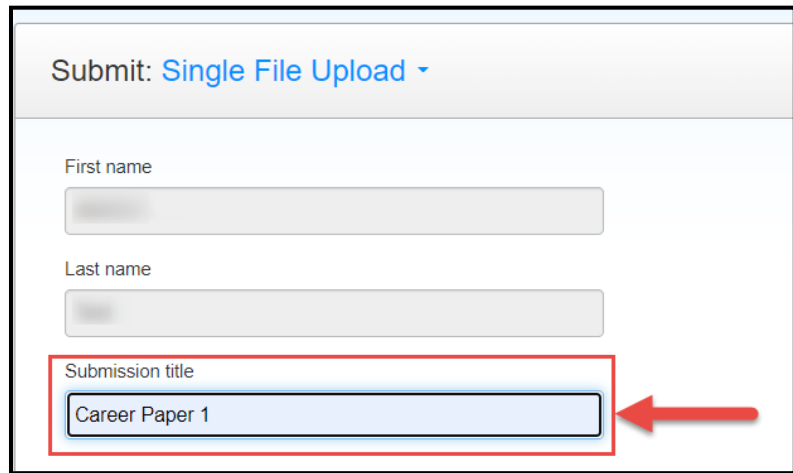
2. Click on the **View/Complete** link below the assignment instructions.

A screenshot of a Blackboard assignment instruction box. It features the Turnitin icon on the left. The text reads: "Career Paper 1 - This is Where You Submit Your Paper". Below this, it says: "Upload your final Career Paper HERE no later than the time & date specified on your syllabus & calendar. Click View/ Complete to get started." A red box highlights the text ">> View/Complete", and a red arrow points to it from the right.

3. The Turnitin window will open. Click on the **Submit** button to begin the submission process.

A screenshot of the Turnitin submission interface. At the top is the Turnitin logo. Below it are tabs for "Assignment Inbox" and "preferences". A blue banner reads: "Welcome to your new class homepage! From the class homepage you can see all your assignments for your class, view additional assignment information, submit your work, and access feedback for your papers. Hover on any item in the class homepage for more information." Below the banner is a "Class Homepage" section with instructions: "This is your class homepage. To submit to an assignment click on the 'Submit' button to the right of the assignment name. If the Submit button is grayed out, no submissions can be made to the assignment. If resubmissions are allowed the submit button will read 'Resubmit' after you make your first submission to the assignment. To view the paper you have submitted, click the 'View' button. Once the assignment's post date has passed, you will also be able to view the feedback left on your paper by clicking the 'View' button." Below this is a table titled "Assignment Inbox: 202110-10875 Learning Framework (EDUC-1300-253) _3188988_1". The table has columns for "Assignment Title", "Info", "Dates", "Similarity", and "Actions". The first row shows "Career Paper 1 - This is Where You Submit Your Paper" with a blue "Submit" button highlighted by a red arrow, along with "View" and download icons. The "Dates" column shows: Start 11-Nov-2020 9:34AM, Due 17-Nov-2020 11:59PM, Post 18-Nov-2020 12:00AM.

4. A pop-up window will appear. Your name will appear in the first and last name fields and cannot be changed. In the **Submission title** box give your submission a title.



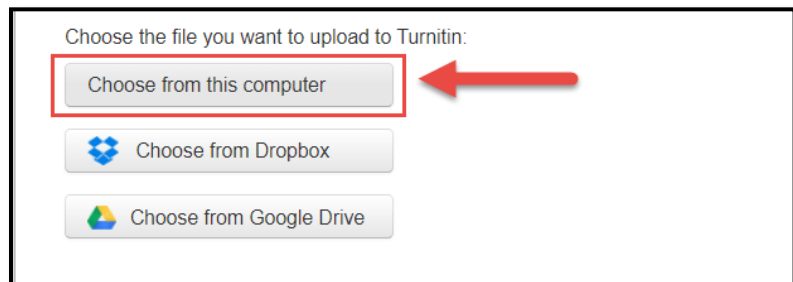
Submit: [Single File Upload](#) ▾

First name
[Redacted]

Last name
[Redacted]

Submission title
Career Paper 1

5. Locate the file you want to upload to Turnitin. In this example we will select the **Choose from this computer** option.



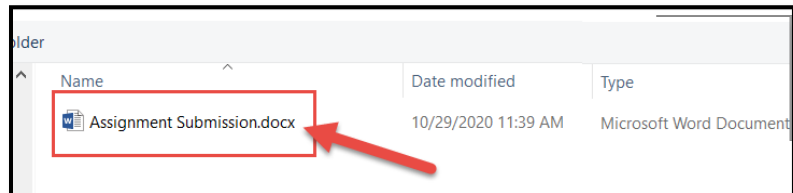
Choose the file you want to upload to Turnitin:

Choose from this computer

Choose from Dropbox

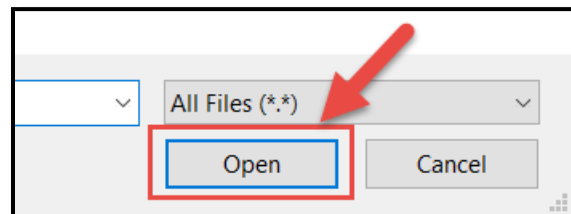
Choose from Google Drive

6. Locate the file from your computer.



Name	Date modified	Type
Assignment Submission.docx	10/29/2020 11:39 AM	Microsoft Word Document

7. Click **Open**.



All Files (*.*)

Open Cancel

8. Once the file has been selected, you will be taken back to the Turnitin screen. To upload the file, click the **Upload** button.

Submit: Single File Upload STEP ● ○ ○

First name
student

Last name
Test

Submission title
Career Paper 1

What can I submit?

Assignment Submission.docx Clear file

We take your privacy very seriously. We do not share your details for marketing purposes with any external companies. Your information may only be shared with our third party partners so that we may offer our service.

Upload Cancel

9. You will then see a preview of your file upload and submission details. Click the **Confirm** button to finish the submission process.

Submit: Single File Upload STEP ● ● ○

Please confirm that this is the file you would like to submit...

Author:
student Test

Assignment title:
Career Paper 1 - This is Where You Submit Your Paper

Submission title:
Career Paper 1

File name:
Assignment Submission.docx

File size:
12.22K

Page count:
1

Word count:
245

Character count:
1319

« Page 1 »

Assignment
Please confirm that this is the file you would like to submit...

Revision Assignment
Please confirm that this is the file you would like to submit...

Original Paper
Please confirm that this is the file you would like to submit...

Revision 1
Please confirm that this is the file you would like to submit...

Revision 2
Please confirm that this is the file you would like to submit...

We take your privacy very seriously. We do not share your details for marketing purposes with any external companies. Your information may only be shared with our third party partners so that we may offer our service.

Confirm Cancel

10. You will receive a submission receipt that includes a **Submission ID**. Click on the **Return to assignment list** button to navigate back to the list of Turnitin assignments for your course.

Submit Turnitin Assignment

copy of this receipt from within the Document Viewer.

« Page 1 »

Author:
student Test

Assignment title:
Career Paper 1 - This is Where You Submit Your Paper

Submission title:
Career Paper 1

File name:
Assignment Submission.docx

File size:
12.22K

Page count:
1

Word count:
245

Character count:
1319

Submission date:
11-Nov-2020 09:45AM (UTC-0600)

Submission ID:
1442980597

Return to assignment list

We take your privacy very seriously. We do not share your details for marketing purposes with any external companies. Your information may only be shared with our third party partners so that we may offer our service.

11. Your submission is now being processed and will indicate in the **Similarity** column as **Processing** until the similarity report has been finalized.

turnitin

Assignment Inbox preferences

Welcome to your new class homepage! From the class homepage you can see all your assignments for your class, view additional assignment information, submit your work, and access feedback for your papers. Hover on any item in the class homepage for more information.

Class Homepage

This is your class homepage. To submit to an assignment click on the "Submit" button to the right of the assignment name. If the Submit button is grayed out, no submissions can be made to the assignment. If resubmissions are allowed the submit button will read "Resubmit" after you make your first submission to the assignment. To view the paper you have submitted, click the "View" button. Once the assignment's post date has passed, you will also be able to view the feedback left on your paper by clicking the "View" button.

Assignment Inbox: 202110-10875 Learning Framework (EDUC-1300-253)_3188988_1

Assignment Title	Info	Dates	Similarity	Actions
Career Paper 1 - This is Where You Submit Your Paper		Start 11-Nov-2020 9:34AM Due 17-Nov-2020 11:59PM Post 18-Nov-2020 12:00AM	Processing	Resubmit View Download

